



Custom Loose 2 Page (KS) Size Guidelines

Client-supplied ads will be expected to meet these standards:

- It is recommended that ads follow best design practices:
 - Lean design and essential information only.
 - Ads should emphasize client logo and central image on panel 1.
 - Images 225 DPI or higher.
- Coupons should go on the back panel. Keep coupons to 8 or less to keep ad clean and lean.
- Ads are only permitted a single QR code. The QR code can be either a client supplied QR code no larger than 1 inch by 1 inch or a CLIPP supplied QR code which will direct to Clipp.com. If space allows, the QR code should be located above the coupons.
- Advertisers may opt out of adding a QR code, must be communicated in ad copy.
- Home Improvement ads, Service ads & ads without coupons may not need a Clipp.com QR Code.
- Product does not bleed.
- Job code on front panel & phone number on back panel.
- FDA information can be moved to any panel .
- Avoid menu back up with coupons.

For more information or help, contact our Pre-Media Dept. at CLP-PreMedia@cmag.com

SPECIFICATIONS

FILE FORMAT

Accepted Applications:

****Preferred format**** Adobe Acrobat – High Quality PDF

Adobe InDesign

Adobe Illustrator

Adobe Photoshop

Sorry, we do not accept PowerPoint, Publisher, Excel, Corel Draw, Pages, or Multi-Ad Creator files unless exported as a pdf.

IMAGE RESOLUTION

Color Images – minimum 300 dpi at 100%

Continuous Tone or Grayscale – minimum 300 dpi

bitmapped tif files – min. 600 dpi / max. 1200 dpi

eps, tif or jpg – no compression

COLOR

All colors must be in CMYK mode (not RGB), with process separation on. Pantone and TruMatch colors should be converted.

DO NOT embed any color profiles.

When using black in large areas or with text over 12pt, please fill with C-30, M-20, Y-20, K-100.

Smaller black text should be C-0, M-0, Y-0, K-100.

Due to quality and print issues, we cannot accept the following:


- Low resolution images (under 300dpi).
- Images from social medi & websites, Please do not send these files.
Most pictures or graphics from social media and websites are low resolution for quicker loading speeds.
- Images formatted as: PICT, CT, DCS, RIFF, OPI, GIF, BMP, PCX, PNG, TARGA, IFF, PIXAR, WPX or Metafiles
- Spot, Pantone, TruMatch or RGB color modes.
- Styles applied to type in your application menu

For more information or help, contact our Pre-Media Dept. at CLP-PreMedia@cmag.com

SPECIALTY ITEMS

QR CODE

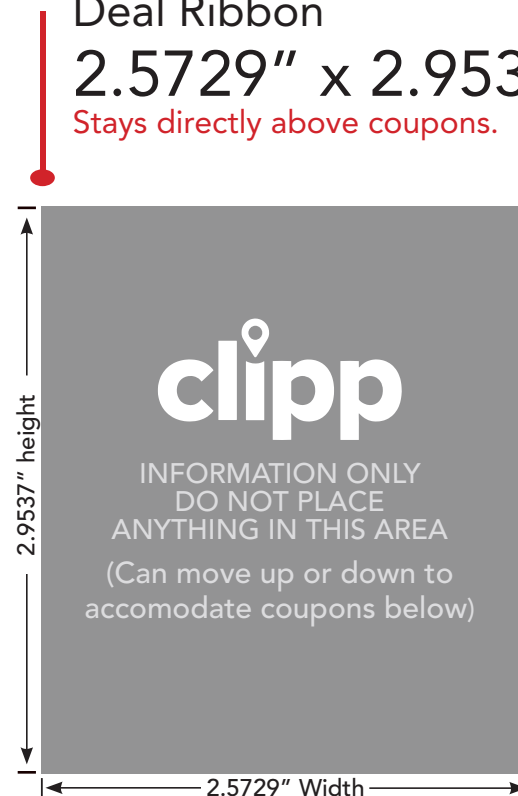
Should be placed near coupons
 1.1875" Width 1.4208" Height
 Should be placed above coupons or
 top right side of front page



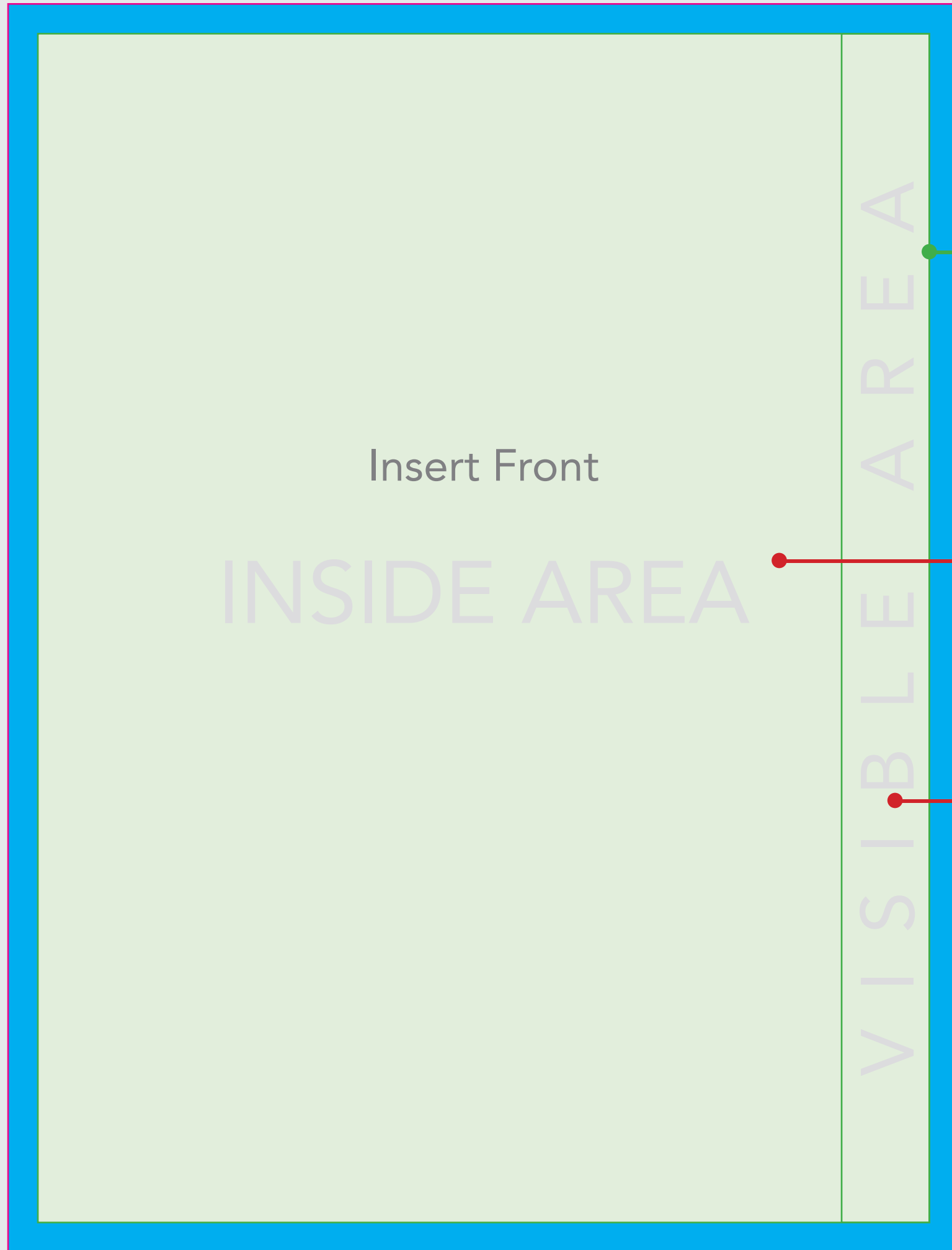
DEAL RIBBON

Do not place anything within this area
 2.5729" Width 2.9537" Height
 Should be placed above coupons or
 top right side of front page

Deal Ribbon
2.5729" x 2.9537"
 Stays directly above coupons.



For more information or help, contact our Pre-Media Dept. at CLP-PreMedia@cmag.com



Custom Loose Insert
2-Page:
7.5" x 10.0"

Position all vital text and design
elements within the live area.
Any elements outside live area
may be cut off.

Inside Area

6.75" x 10.0"

This portion of the insert will be
positioned inside the book.

Visible Area

0.75" x 10.0"

This portion of the insert will
stick out from the edge of the
book.